


8.2 MAG HO ECT

Sterndrive



For full details on this complete corrosion protection system see page 24-27.



SmartCraft Integrated Marine Technology maximizes performance and delivers a greater sense of security with innovative features.



Digital Throttle & Shift utilizes cable-less operation which eliminates helm maintenance and gives instant throttle response.

SPECIFICATIONS

HP/kW	430 / 321
Max RPM (WOT)	4600 - 5000
Cylinders	V 8
Displacement (CID/L)	502 / 8.2
Bore X Stroke (in/mm)	4.47 x 4.00 / 113.5 x 101.6
Compression Ratio	8.75:1
Fuel/Ethanol Tolerance	87 Octane / up to 10% Ethanol
Engine Control System	PCM 09 w/SmartCraft CAN Capability OBD-M Diagnostics & O2 Sensors
Fuel Delivery System	Gen III Cool Fuel
Fuel Injection System	Multi-point Electronic Fuel Injection (MPI)
Induction System	High Inertia Induction System
Ignition System	Distributorless Ignition w/Knock Control
Charging (Amp/Watt)	65 / 917 Alternator
Water Drain System	Single Point Air Actuated
Exhaust System	Tuned Runner Exhaust Manifolds w/316 Stainless Steel Tubular Dry Joint Elbows
Cooling System	Closed Cooling, Long Life 5-Year Anti-freeze, Brass Sea Water Pump
Accessory Drive System	Serpentine Belt, Auto-Tensioner
Recommended Oil	Mercury MerCruiser Full Synthetic 20W-40W, NMMA FCW Rated
Engine Guardian System	Low oil pressure, high coolant temperature, low seawater pressure, low voltage, over- rev control, knock control, high exhaust manifold, temperature, low drive lube
Dimensions (LxWxH) in	35 x 33 x 24
Dimensions (LxWxH) mm	878 x 838 x 610
Weight w/Alpha (lbs/kg)	N/A
Weight w/Bravo One (lbs/kg)	1391 / 631
Weight w/Bravo Two (lbs/kg)	1404 / 637
Weight w/Bravo Three (lbs/kg)	1414 / 641
Full Closed Cooling	Standard
Digital Throttle & Shift	Optional

KEY ATTRIBUTES**✓ Sequential Multi-Port Fuel Injection**

Precisely outlines the exact amount of fuel for all driving conditions.

Benefits:

- *Easy starts, regardless of temp.*
- *Smooth, stable idling.*
- *Better throttle response.*
- *Increased fuel efficiency.*
- *Reduced cost of operation.*

✓ Exclusive GEN III Cool Fuel Module

Water cooled fuel delivery system provides hi-PSI fuel to the injectors.

- Cools fuel to prevent vapor lock
- Contains water/fuel separating filter

Reliability with Ease of Maintenance.

**✓ High Output Alternator**

65 Amps @ Maximum RPM 38 Amps @ idle.

Provides battery charging on demand allowing use of electronics, alarms & other accessories. *Dependability.*

**✓ Drive Lube Monitor**

Easy-to-see translucent bottle for checking level of gearcase lubricant with audible level warning. *Provides drive protection and simple maintenance.*

✓ Exclusive Engine Guardian

Senses potential problems, alerts operator and even reduces engine power when needed. *Peace of Mind; protects your investment.*

Vital functions monitored:

- Low Oil Pressure
- Engine Temperature
- Low Drive Lube
- Low Seawater Pressure
- Low Voltage
- Over-Rev Control
- Knock Control

KEY ATTRIBUTES

✓ **Dry-Joint Exhaust Design**


Separates cooling water & exhaust at junctions to prevent water leaks from reaching critical engine components.

Long-Term Endurance with built-in Reliability

✓ **Color-Coded Service Points**

Allows easy checking of fluids levels and convenient filling of reservoirs.

Ease of Ownership.



✓ **Easy-Maintenance Features**

Top Mount Oil Dipstick

- Easy to remove or replace
- Fitting allows oil to be pumped out

Front Mount Oil Fill

Top/Front Mounted Oil Filter

Convenient to use and Easy to service.



✓ **Convenient Air Actuated Water Drain System**


Simplifies periodic maintenance and allows boaters to extend their boating season into the cooler months.

Ease of Ownership.

✓ **High-Displacement Brass Seawater Pump**

Increases cooling system capacity, more resistant to wear.

Improved durability.



ADDITIONAL FEATURES / BENEFITS

MerCruiser's ECT Technology	<p>Multiport Fuel Injection (MPI) PCM09 Control Module Catalyst System (Exhaust Manifolds)</p> <p>Dual Oxygen Sensors on each manifold</p> <p>This system provides excellent performance while producing Super Ultra-Low emission levels</p>
Proven V8 Durability	<p>GM cast iron base engine with long intake runner manifold for better acceleration and handling heavy loads.</p>
Distributorless Ignition	<p>Computer controlled spark, for more power with a knock. circuit to protect engine from poor quality fuels.</p>
SmartCraft	<p>Delivers information regarding key engine functions from fuel usage, RPM & engine guardian to slow trolling RPM control.</p>
EDP (Electro- Deposition Paint) Coating	<p>Featured on the exhaust manifolds, elbows & thermostat housings add to corrosion endurance of these components.</p>
Power Steering	<p>Reduces steering effort and provides enhanced hull control at all boat speeds</p>
MerCathode Corrosion Protection	<p>Standard on Bravo models, available on Alpha models. This active cathodic corrosion protection system feeds electrons to underwater hardware and drive units.</p>

AVAILABLE DRIVES

Bravo One X, Bravo Two X, Bravo Three X, Bravo One XR, Bravo Three XR

**Visit mercurymarine.com for details
on the best performing drives in the world.**